



# CARATTERISTICHE DEMO - ANTROPOLOGICHE



## PIANO TERRITORIALE PROVINCIALE GENERALE



Tav. DE.A.01 CARATTERISTICHE DEMO - ANTROPOLOGICHE Scala: 1:350.000

**Coordinatori e Progettisti:**  
Dot. Carlo PEROTTO  
Prof. Arch. Luigi PIEMONTESE

**Ufficio di Piano:**  
Arch. Pasqualina Costanza BUONO  
Arch. Giovanni CASCIARO  
Arch. Marina CHOTA  
Geol. Paolo SARANDREA

**Responsabile:**  
Ing. Angelica VAGNOZZI

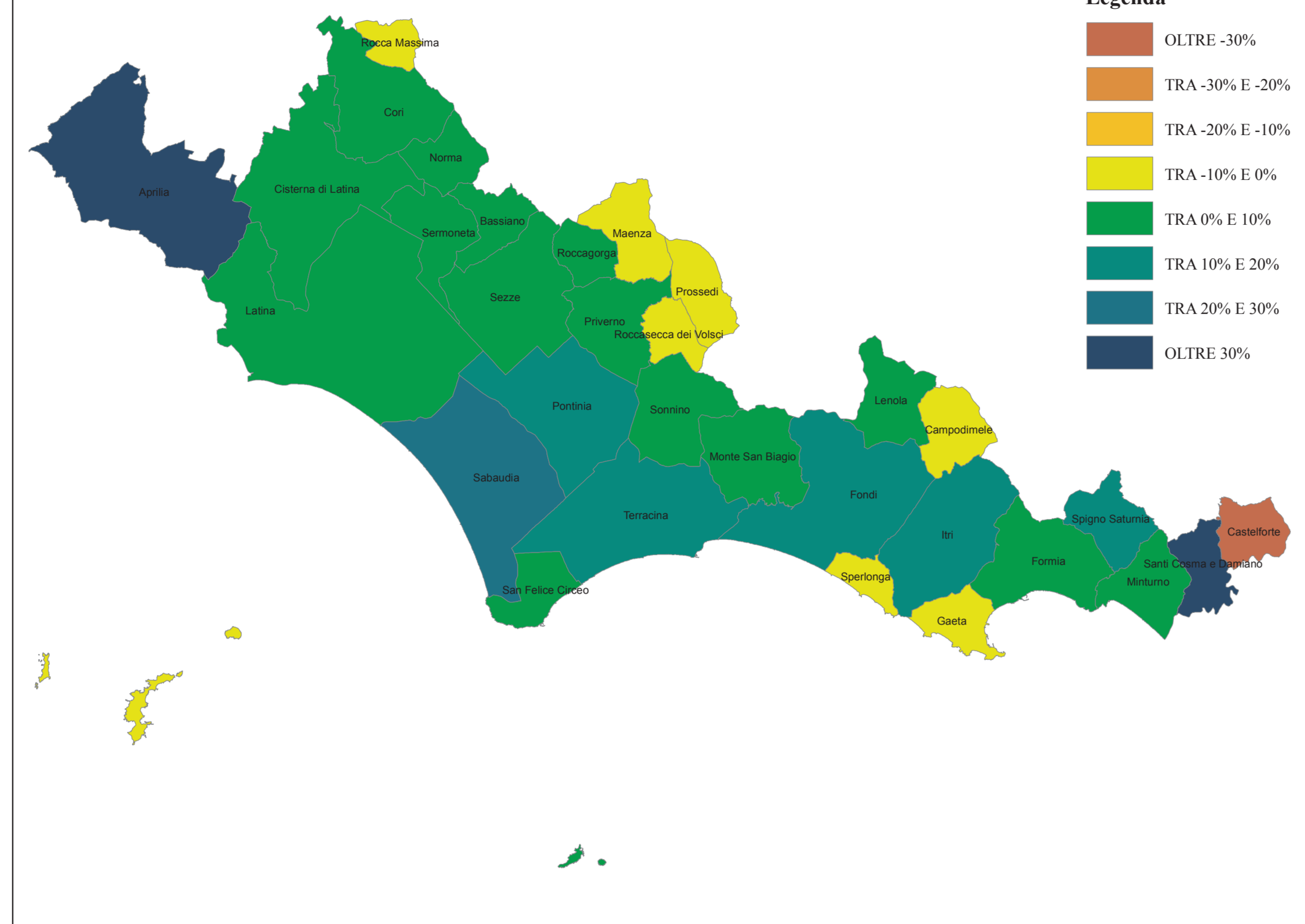
**Consulenti:**  
Ing. Francesco PISANO  
Centro Interdipartimentale di Ricerche L.U.P.T.  
Università degli Studi di Napoli - Federico II

Geom. Elio MURIANNI - Assistente  
Rag. Paolo PIRUGINI - Istruttore Contabile

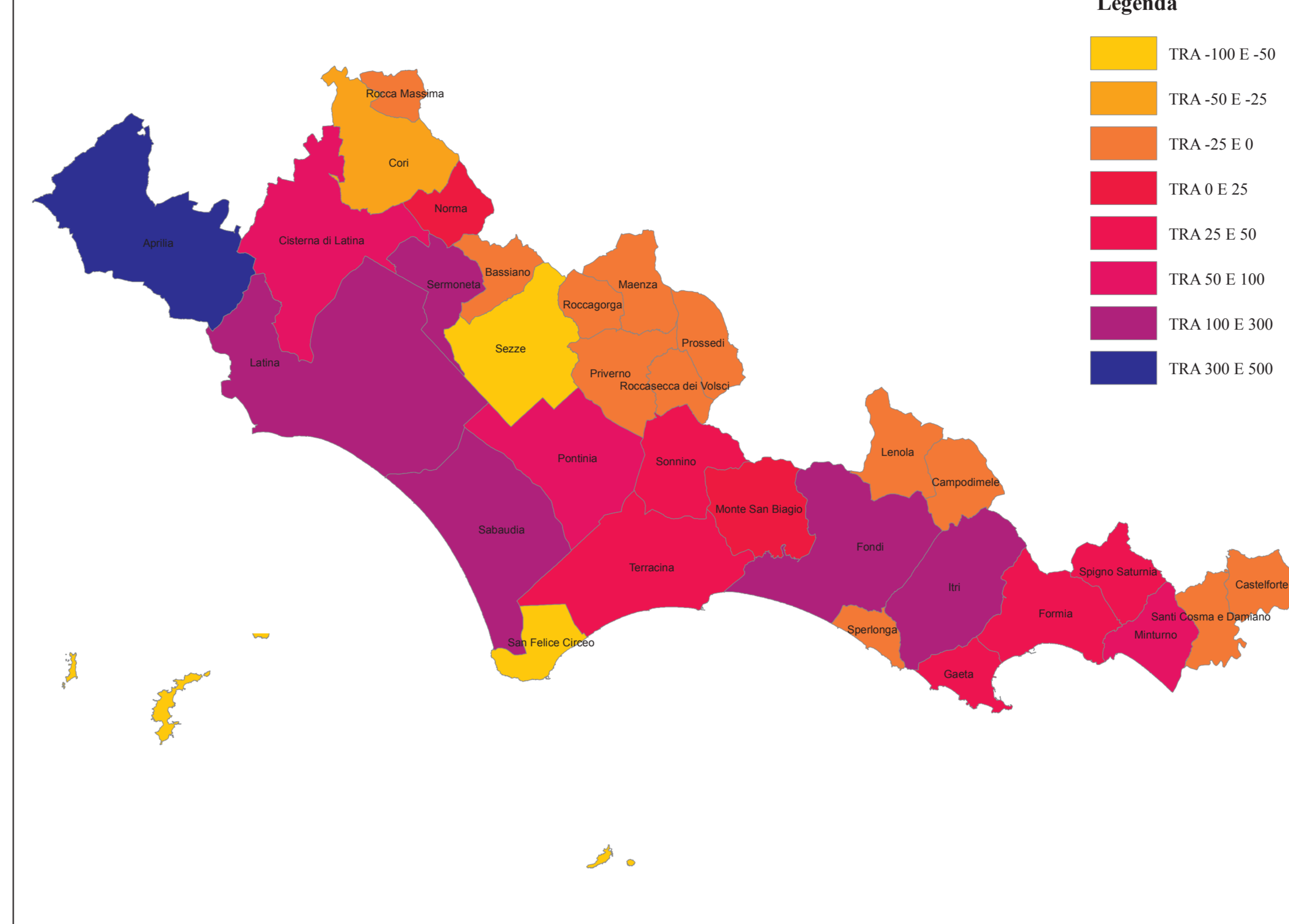
### Legenda

CONFINI COMUNALI

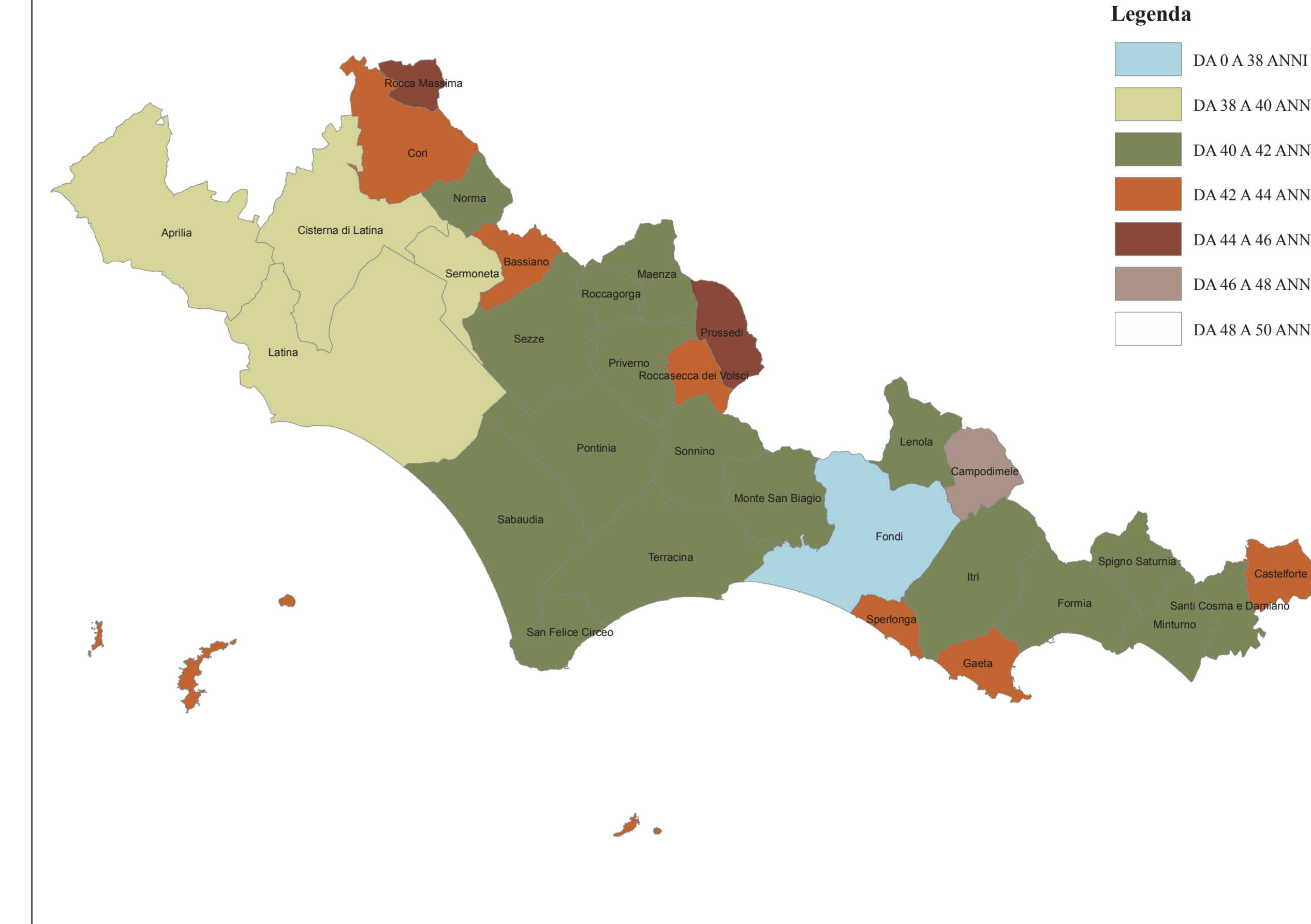
VARIAZIONE PERCENTUALE DI POPOLAZIONE RESIDENTE ANNI 2006-1992



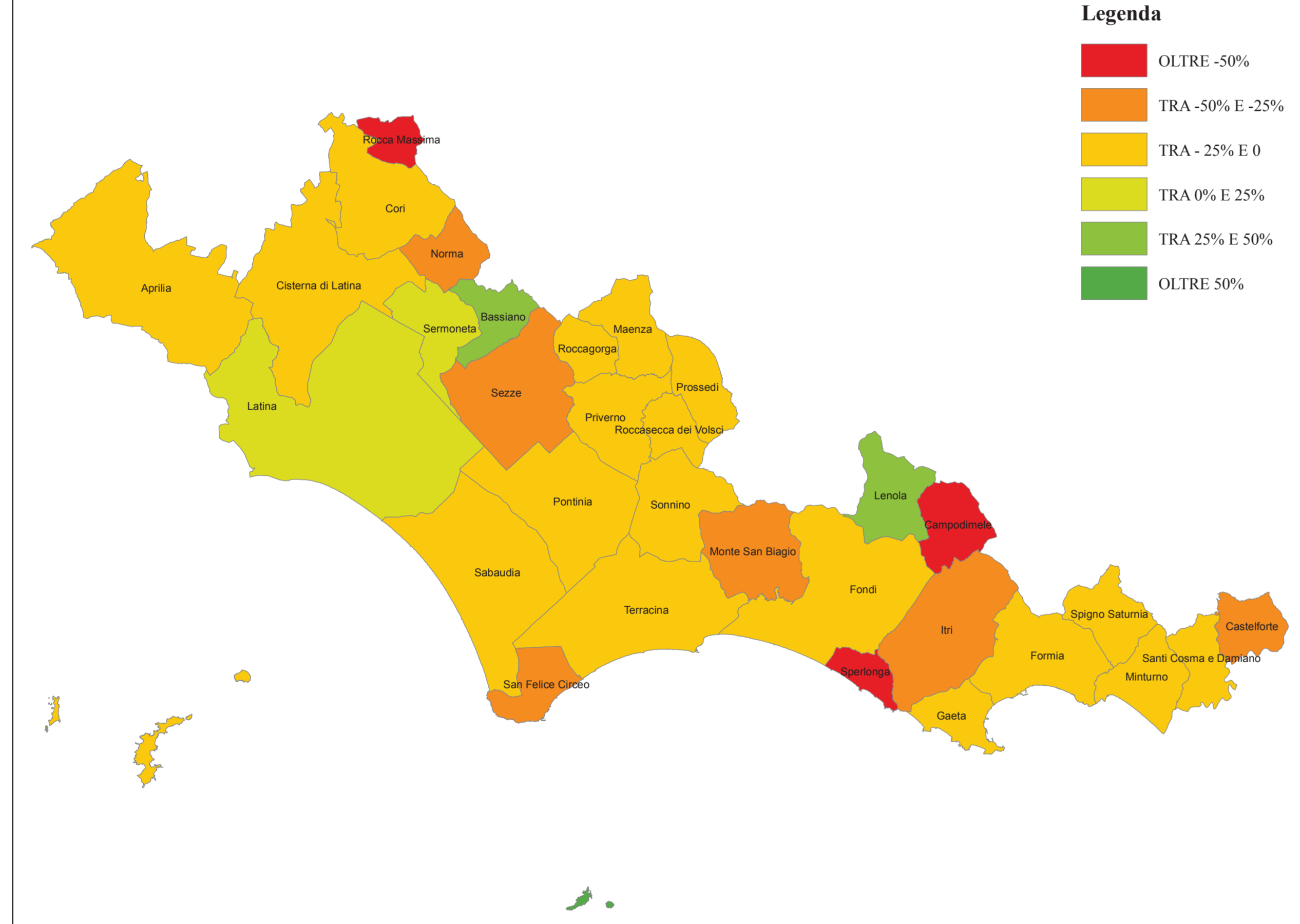
VALORE SALDO MIGRATORIO INTERNO ANNO 2006



ETA' MEDIA POPOLAZIONE RESIDENTE ANNO 2006

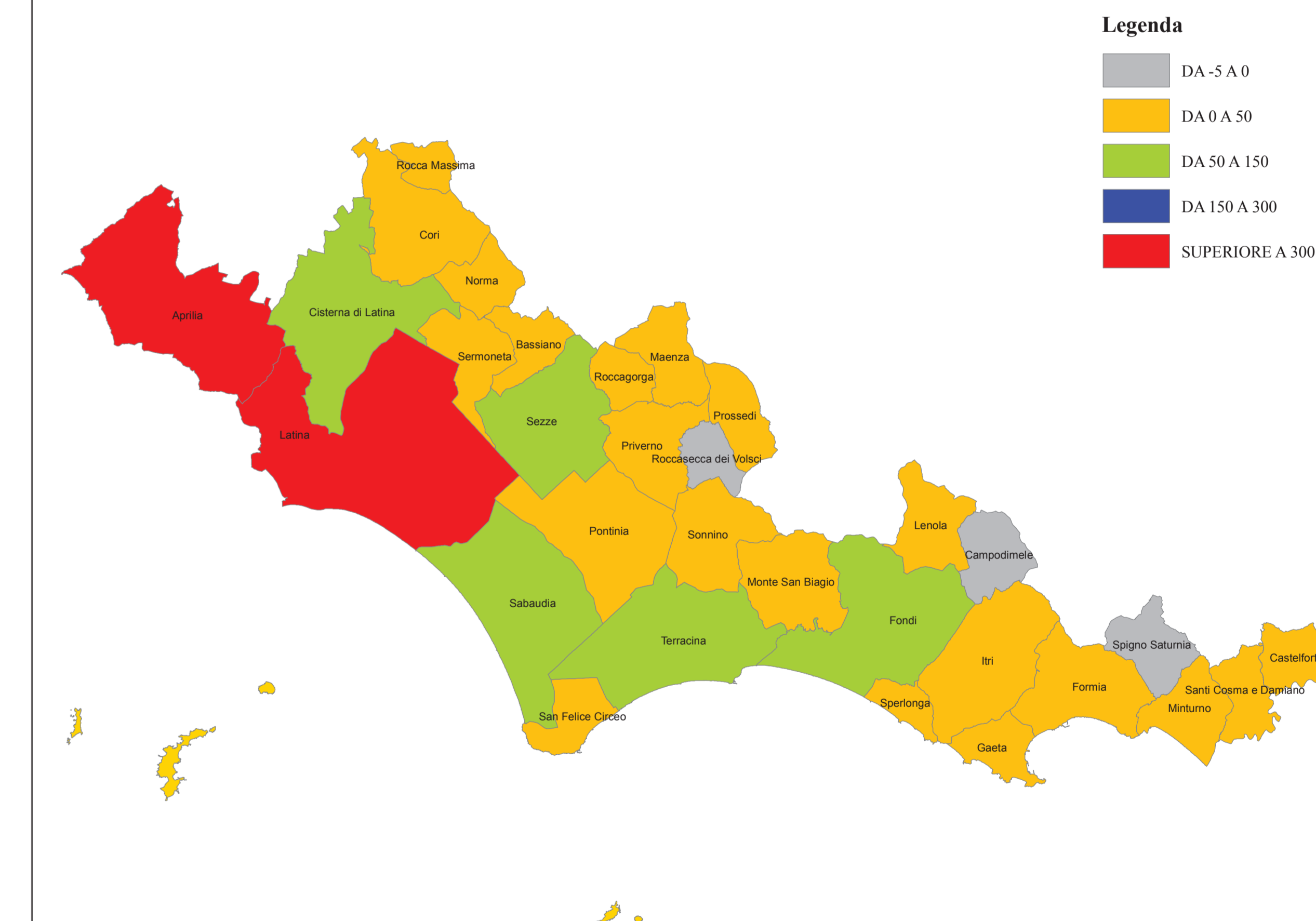


VARIAZIONE PERCENTUALE TASSO DI NATALITA' ANNI 2006-1992

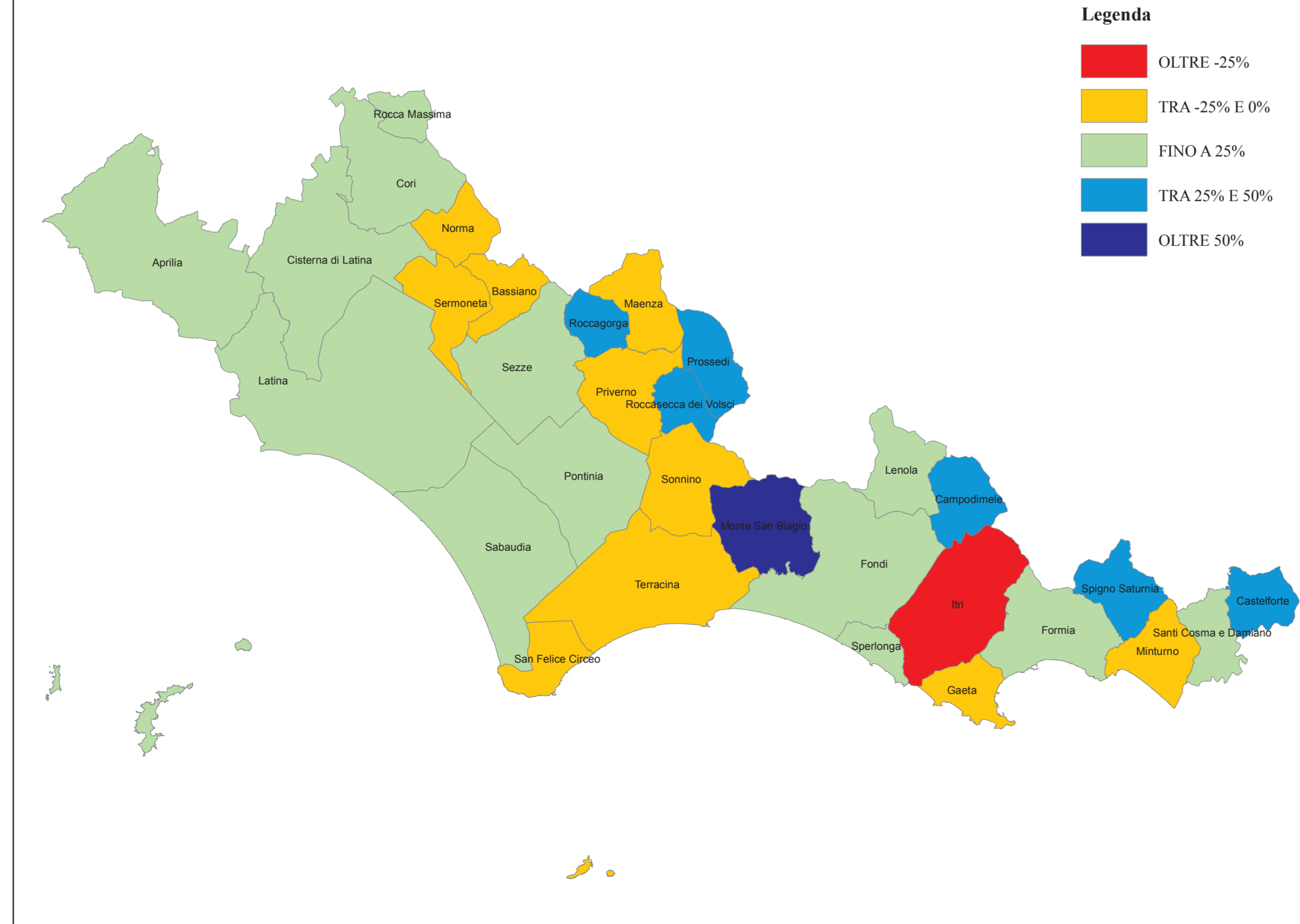


| Comune                | VARIAZIONE PERCENTUALE DI POPOLAZIONE | VARIAZIONE TASSO DI NATALITA' | VARIAZIONE TASSO DI MORTALITA' | TASSO DI VARIAZIONE NATURALE | ETA' MEDIA | VARIAZIONE ETA' MEDIA | SALDO MIGRATORIO INTERNO | SALDO MIGRATORIO ESTERO |
|-----------------------|---------------------------------------|-------------------------------|--------------------------------|------------------------------|------------|-----------------------|--------------------------|-------------------------|
| Aprilia               | 34.66%                                | -16.14%                       | 20.06%                         | 3.32                         | 38.81      | 4.27                  | 343.00                   | 313.00                  |
| Bassiano              | 1.09%                                 | 38.48%                        | -10.98%                        | -2.41                        | 43.13      | 2.97                  | -17.00                   | 1.00                    |
| Campodimele           | -8.02%                                | -87.92%                       | 41.33%                         | -17.14                       | 46.97      | 3.74                  | -4.00                    | -3.00                   |
| Castelforte           | -30.17%                               | -32.82%                       | 48.40%                         | -4.24                        | 42.63      | 4.25                  | -4.00                    | 8.00                    |
| Cisterna di latina    | 5.40%                                 | -21.95%                       | 14.77%                         | 2.85                         | 39.17      | 4.93                  | 92.00                    | 74.00                   |
| Cori                  | 5.25%                                 | -4.99%                        | 16.76%                         | 0.57                         | 42.03      | 3.09                  | -40.00                   | 29.00                   |
| Fondi                 | 13.22%                                | -16.70%                       | 0.53%                          | 3.34                         | 38.73      | 4.08                  | 245.00                   | 109.00                  |
| Farmia                | 5.28%                                 | -20.93%                       | 1.19%                          | 0.98                         | 40.56      | 4.62                  | 35.00                    | 27.00                   |
| Gaeta                 | -3.29%                                | -19.08%                       | -0.82%                         | -0.37                        | 43.16      | 5.03                  | 48.00                    | 36.00                   |
| Itri                  | 16.78%                                | -28.67%                       | -25.63%                        | 1.93                         | 40.61      | 4.32                  | 135.00                   | 4.00                    |
| Latina                | 6.38%                                 | 8.27%                         | 17.44%                         | 3.79                         | 39.75      | 4.24                  | 248.00                   | 433.00                  |
| Lenola                | 1.35%                                 | 32.42%                        | 17.34%                         | 1.69                         | 41.64      | 4.46                  | -1.00                    | 7.00                    |
| Mianza                | -0.78%                                | -20.07%                       | -13.61%                        | -2.30                        | 41.02      | 4.14                  | -3.00                    | 6.00                    |
| Miaryano              | 5.95%                                 | -20.52%                       | -5.07%                         | 0.16                         | 40.67      | 3.80                  | 86.00                    | 38.00                   |
| Monte san biagio      | 2.95%                                 | -37.46%                       | 61.90%                         | -2.14                        | 41.69      | 4.55                  | 7.00                     | 8.00                    |
| Norma                 | 8.03%                                 | -36.48%                       | -14.21%                        | -0.77                        | 41.91      | 4.24                  | 23.00                    | 7.00                    |
| Puntania              | 11.10%                                | -13.82%                       | 5.66%                          | 1.99                         | 40.13      | 4.82                  | 57.00                    | 16.00                   |
| Paenza                | -3.28%                                | -19.86%                       | 14.00%                         | -5.91                        | 42.59      | 2.39                  | -1.00                    | 12.00                   |
| Priverno              | 3.39%                                 | -5.38%                        | -3.28%                         | 2.47                         | 41.08      | 4.69                  | -6.00                    | 29.00                   |
| Prossedi              | -2.93%                                | -6.34%                        | 39.38%                         | -10.34                       | 44.94      | 4.50                  | -6.00                    | 3.00                    |
| Rocceggione           | 1.91%                                 | -20.67%                       | 25.11%                         | -2.91                        | 41.92      | 3.01                  | -24.00                   | 9.00                    |
| Rocca massima         | -3.82%                                | -52.74%                       | 12.63%                         | -2.77                        | 44.61      | 2.36                  | -9.00                    | 2.00                    |
| Roccecca dei volsci   | -1.58%                                | -15.33%                       | 42.24%                         | 0.84                         | 42.56      | 4.22                  | -12.00                   | 0.00                    |
| Sabaudia              | 24.48%                                | -22.97%                       | 9.47%                          | 2.19                         | 40.51      | 5.50                  | 190.00                   | 88.00                   |
| San felice circeo     | 6.94%                                 | -32.92%                       | -2.42%                         | -0.73                        | 41.61      | 4.53                  | -62.00                   | 25.00                   |
| Santi cosma e damiano | 38.42%                                | -21.47%                       | 7.63%                          | 0.30                         | 41.07      | 3.76                  | -2.00                    | 6.00                    |
| Sernoneta             | 8.71%                                 | 2.35%                         | -3.17%                         | 2.65                         | 39.98      | 4.71                  | 254.00                   | 16.00                   |
| Sezze                 | 6.58%                                 | -30.09%                       | -4.31%                         | -1.27                        | 40.42      | 4.29                  | -73.00                   | 142.00                  |
| Sonnino               | 1.55%                                 | -14.66%                       | -1.53%                         | 0.28                         | 41.35      | 4.15                  | -42.00                   | 16.00                   |
| Sperlonga             | -4.35%                                | -53.29%                       | 9.09%                          | -0.92                        | 43.48      | 4.96                  | -6.00                    | 3.00                    |
| Spigno saturnia       | 14.65%                                | -7.33%                        | 40.52%                         | 1.76                         | 40.54      | 3.80                  | 37.00                    | -1.00                   |
| Terracina             | 15.16%                                | -21.50%                       | -0.44%                         | -0.51                        | 41.91      | 4.63                  | 37.00                    | 80.00                   |
| Ventotene             | 3.12%                                 | 384.87%                       | -16.88%                        | -1.44                        | 43.40      | 2.19                  | -8.00                    | 9.00                    |

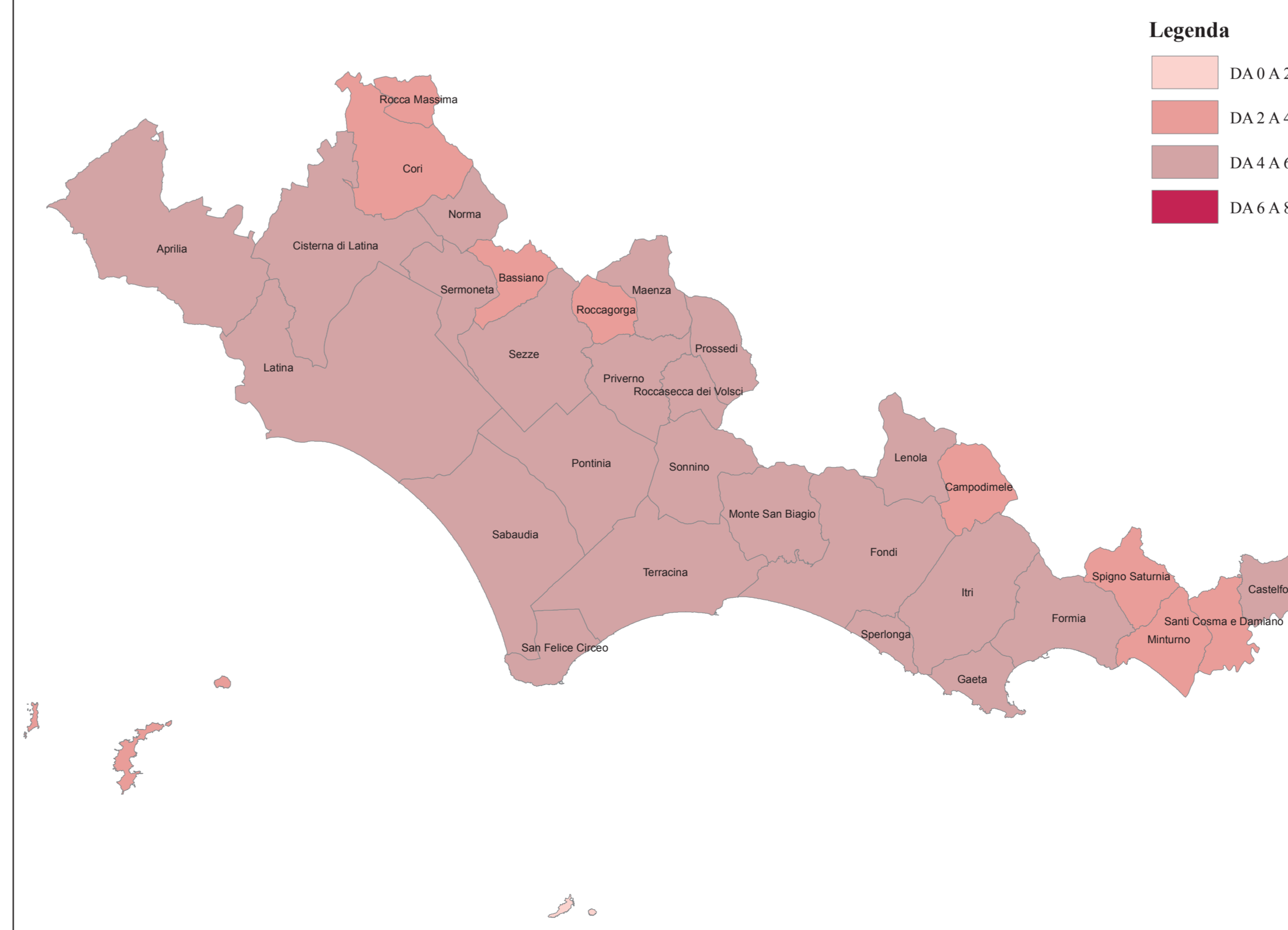
VALORE SALDO MIGRATORIO ESTERO ANNO 2006



VARIAZIONE PERCENTUALE TASSO DI MORTALITA' ANNI 2006-1992



VARIAZIONE ETA' MEDIA ANNI 2006-1992



TASSO DI VARIAZIONE NATURALE

